

# MIDWESTERN WOOD PRODUCTS Co.

1500 W. Jefferson, P.O. Box 434 Morton, IL. 61550

Phone# (309)266-9771 Fax# (309)263-2696

www.woodgrid.com woodgrid@aol.com


## Price List

(All prices per linear foot)

Specified lengths 14" to 16" are subject to a 20% upcharge

October 2013

### CASINGS



PT 1253 Casing Red Oak --- 4.55  
13/16" x 4-1/4" Poplar ----- 3.00



PT 1289 Casing Red Oak --- 4.55  
3/4" x 4-1/4" Poplar ----- 3.00  
Cherry ----- 5.15



PT 1254 Casing Red Oak --- 3.25  
3/4" x 3-1/4" Poplar ----- 2.10



PT 1292 Casing Red Oak --- 3.25  
3/4" x 3-1/4" Poplar ----- 2.10



PT 1236 Casing Red Oak --- 3.45  
3/4" x 3-1/2" Poplar ----- 2.25



PT 1291 Casing Red Oak --- 1.50  
3/8" x 3" Poplar ----- 1.00  
Cherry ----- 2.40



PT 445 Casing Red Oak --- 3.45  
3/4" x 3-1/2" Poplar ----- 2.25  
Cherry ----- 4.35



PT 374 Casing Red Oak --- 3.45  
13/16" x 3-1/2" Poplar ----- 2.25

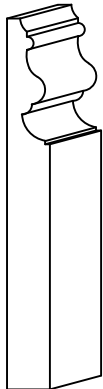


PT 447 Casing Red Oak --- 2.80  
13/16" x 2-3/4" Poplar ----- 1.80  
Cherry ----- 3.55

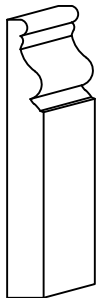


PT 500 Casing Red Oak --- 4.30  
1-1/16" x 3-1/4" Poplar ----- 2.80

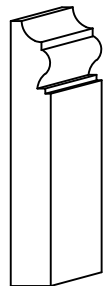
### BASES



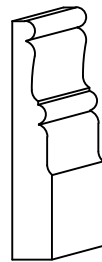
PT 737 Base Red Oak --- 8.60  
13/16" x 7" Poplar ----- 5.60



PT 736 Base Red Oak --- 5.35  
11/16" x 5-1/4" Poplar ----- 3.20



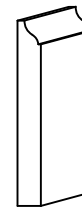
PT 733 Base Red Oak --- 4.75  
3/4" x 5" Poplar ----- 3.10  
Bending Base (any specie) ---- 12.00/ft.



PT 730 Base Red Oak --- 4.30  
11/16" x 4-1/2" Poplar ----- 2.80  
Cherry ----- 5.45



PT 620C Base Red Oak --- 4.30  
3/4" x 4-1/2" Poplar ----- 2.80



PT 520 Base Red Oak --- 1.90  
7/16" x 3-1/2" Poplar ----- 1.30

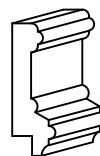


PT 1270 Beaded Panel  
3/8" x 3"  
Red Oak --- 1.55  
Poplar ----- 1.00

### CHAIR RAILS



PT 426R Chair Rail Red Oak --- 4.50  
1-1/16" x 2-1/2" Poplar ----- 3.45  
3/8" or 5/8" Rabbet Cherry ----- 5.10



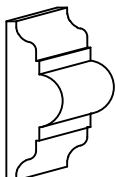
PT 410R Chair Rail Red Oak --- 2.60  
13/16" x 2-1/2" Poplar ----- 1.70  
w/ 3/8" or No Rabbet



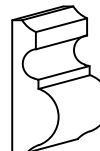
PT 437R Chair Rail Red Oak --- 5.25  
1-1/16" x 3" Poplar ----- 4.00  
with 3/4" Rabbet Cherry ----- 5.95



WM 390 Chair Rail Red Oak --- 2.60  
11/16" x 2-1/2" Poplar ----- 1.70

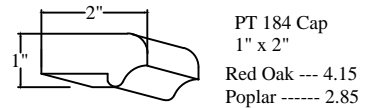
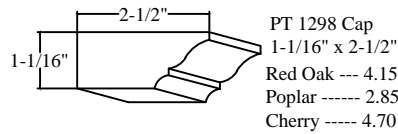
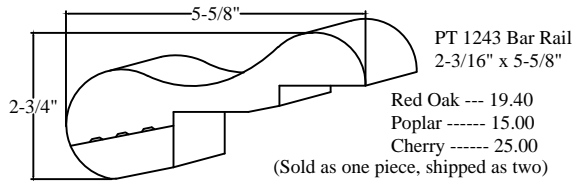
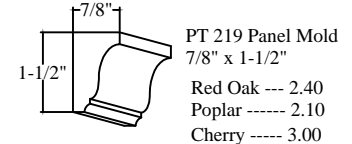
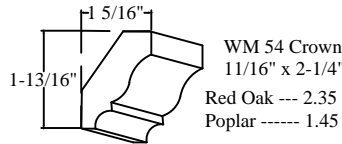
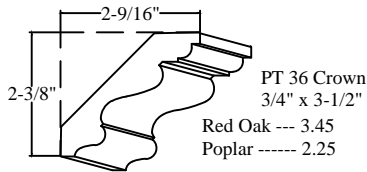
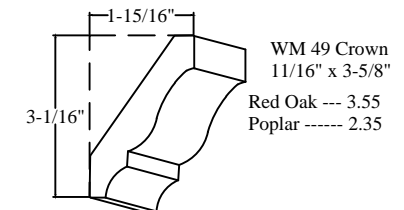
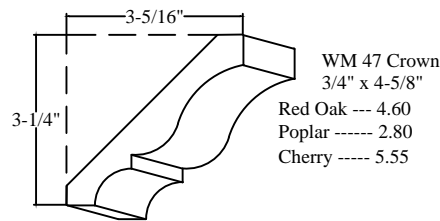
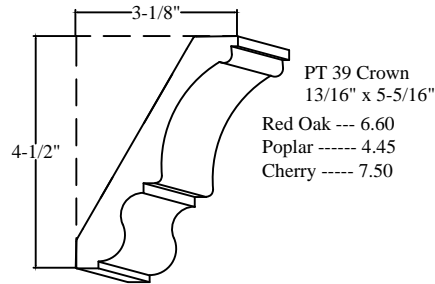
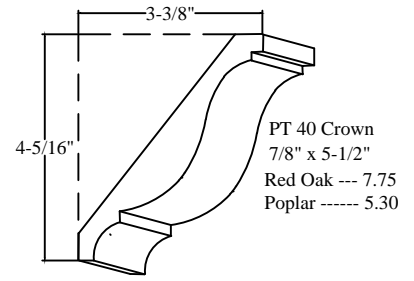
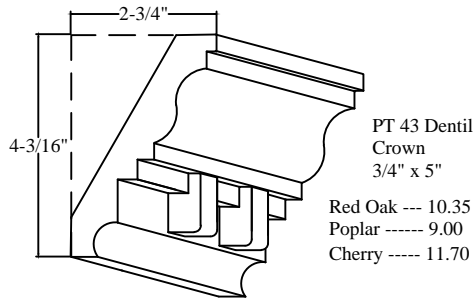
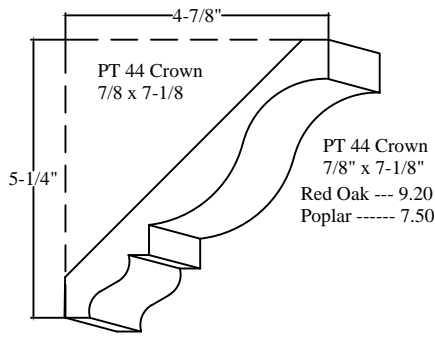


PT 393 Chair Rail Red Oak --- 5.25  
1-1/16" x 3" Poplar ----- 4.00  
Cherry ----- 5.95



PT 299 NR Chair Rail Red Oak --- 2.60  
7/8" x 2-1/2" Poplar ----- 1.70

# CROWNS AND MISCELLANEOUS



	Red Oak	Poplar	Cherry		Red Oak	Poplar
PT 1465 Edge Mld. 1-5/16" x 2"	4.65	3.20	5.30	PT 1242 Mantle Mld. 1-1/16" x 3-1/4"	4.50	2.65
PT 182R Panel Mld. 3/4" x 1-1/8"	1.85	1.65	2.15	WM 182NR Panel Mld. 11/16" x 1-5/8"	1.85	1.20
PT 194R Panel Mld. 1-1/16" x 1-3/8" 1/2" or 3/4" Rabbet	2.25	1.95	2.55	PT 400 Quarter Rnd. 3/4" x 3/4"	.90	.55
WM 202 Outside Corner 1-1/16" x 1-1/16"	1.70	1.10	NA	PT 920 Stop 7/16" x 1-3/8"	1.15	.75
WM 205 Outside Corner 1-1/16" x 1-1/16"	1.70	1.10	NA	PT 132 Astragal 1/2" x 1-1/8"	1.40	1.15
WM 206 Outside Corner 3/4" x 3/4"	.85	.80	1.30	PT 135 Astragal 7/16" x 3/4"	.55	.35
PT 100 Inside Corner 11/16" x 11/16"	.60	.60	1.30	PT 8610 Base Cap 1/2" x 3/4"	.55	.35
PT 185 Panel Mld. 5/16" x 1-3/8"	.90	.65	1.05	PT 409 Shelf Edge 5/8" x 1-1/16" w/ or w/o 3/4" Plow	1.35	.90
WM 126 Shoe 1/2" x 3/4"	.55	.50	.80			