



# WOOD GRID® SUSPENDED COFFERED CEILING SYSTEM

## PT 1400 SERIES (3" Flat Grid)


### Components



#### PT 1450 WOOD GRID® Ceiling Moulding 3/4 x 3

Used as cross tees and mainrunners.  
(See diagram 1)

Mainrunners available in random lengths up to 16'. Cross tees available in standard 28" and 36" units. 28" units have key-lock joint on both ends. 36" units have key-lock joint on end only.



#### PT 1451 Cove Band 3/4 x 4

Used as cross tees around the perimeter of the room.  
(See diagram 2)

Available in 28" & 36" units. Each unit has key-lock joint on both ends. Width can be cut down to accommodate out of square rooms.



#### PT 219 Panel Mold 7/8 x 1-1/2

Used as wall angle around the perimeter of the room.  
(See Diagram 2)

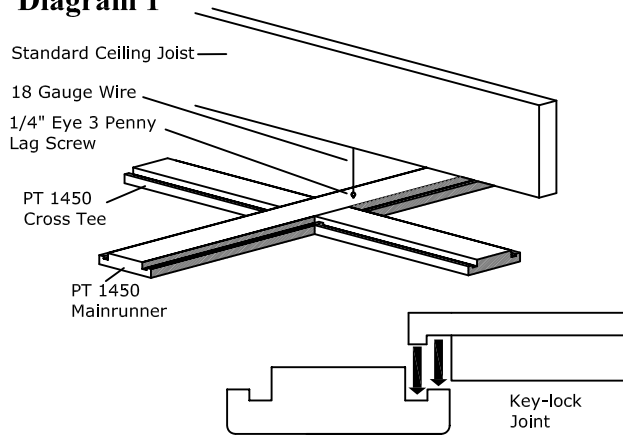
Available in random lengths up to 16'. Other moldings may be used as wall angle.

### MIDWESTERN WOOD PRODUCTS CO.

1500 West Jefferson, P.O. Box 434  
Morton, Illinois 61550  
Phone (309) 266-9771 FAX (309) 263-2696

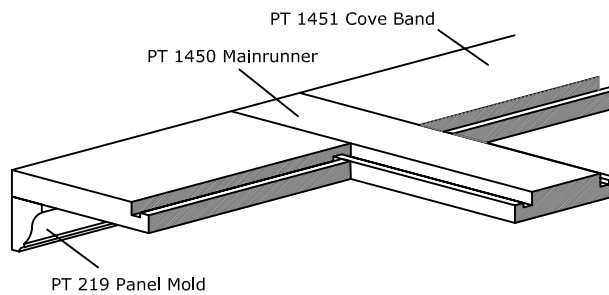
### Installation

#### Diagram 1



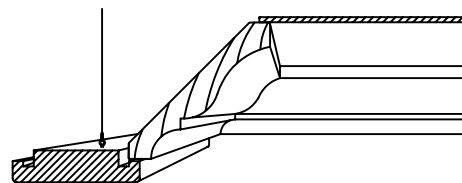
The **WOOD GRID®** Suspended Ceiling system hangs similar to metal grid except that it typically lays out on 30" or 32" centers when using the 3" grid. This layout is designed to accept our 28" x 28" medium coffers or 30" x 30" deep coffers. The patented Key-lock joint enables the cross tees to conveniently snap into the main runners. Screw eyes or metal T-bar brackets can be used with wire to suspend the grid.

#### Diagram 2



The mainrunners (and cross tees) that hit the wall are simply cut off at the wall to accommodate any size room. The cove band, which is machined on both ends with Key-lock joint, then snaps into and between the mains or cross tees.

#### Diagram 3

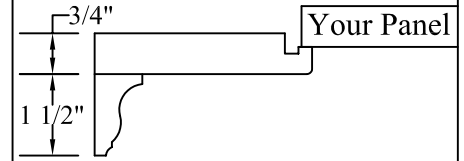


The standard coffered drop-in panels are 28" x 28". The perimeter panels are either slightly more or less than 28" depending on the space left over and are made to fit. Odd shaped coffers require a template for manufacturing.

### Styles

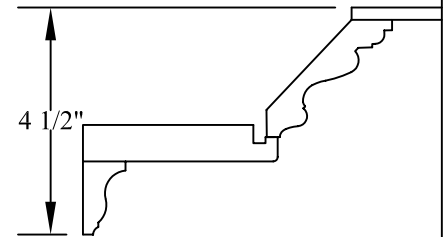
#### PT 1450 WOOD GRID®

Key-lock Joint



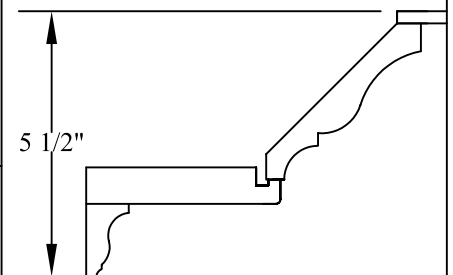
(No Drop-in Coffers)

#### PT 1436 Medium Coffer



These pre-assembled drop-in panels create the coffered ceiling look. Available in standard 28" x 28" panels. Perimeter coffers are made to fit. Actual depth of coffer is 2-5/8". For clearance, allow 5" drop from joist to back of WOOD GRID®.

#### PT 1447 Deep Coffer



These pre-assembled drop-in panels create the coffered ceiling look. Available in 30" x 30" panels. Perimeter coffers are made to fit. Actual depth of coffer is 3-9/16". For clearance, allow 6" drop from joist to back of WOOD GRID®.